

Specifications

VACUUM:
UP TO 6 INCHES OF MERCURY AT SEA LEVEL.

DIMENSIONS:

LENGTH	HEIGHT	WIDTH
8" (203mm)	3" (76mm)	3.5" (89mm)

WEIGHT:
2.92 LBS. (1090 GRAMS)

POWER REQUIREMENTS:

MODEL #DTV-2000	110 VOLTS A.C.	50/60 HERTZ	8 WATTS
MODEL #DTV-2000-220	220 VOLTS A.C.	50 HERTZ	8 WATTS

Virtual Industries, Inc.
2130 Victor Place
Colorado Springs, CO 80915
U.S.A.

For technical assistance call toll free 1-800-590-2829
Tele: 719-572-5566
Fax: 719-572-5504
8:00 A.M. to 4:30 P.M. Mountain Standard Time



01/13/10

OPERATING INSTRUCTIONS AND SPECIFICATIONS

DTV-2000 DUAL VACUUM Tweezer-Vac® System - ESD Safe

Model No. DTV-2000
Model No. DTV-2000-220



Operation of the DTV-2000

- For use by one or two operators. Can be used with two different size vacuum tips at the same time. Features two vacuum fittings.

Connect the vacuum hose to one of the two vacuum fittings on the front of the DTV-2000. Make sure the hose is pushed all the way on. Connect the other end of the vacuum hose to the rear of the vacuum handle, make sure the hose is pushed all the way on.

- Select a probe with a vacuum cup that is slightly smaller in diameter to the outline of the parts that you want to pick and place. Securely install it on the tapered end of the vacuum handle. Selecting a vacuum cup that is too large or too small will result in improper operation.

Connect the 3 wire DTV-2000 power cord to input power. Turn the ON/OFF switch to the ON position.

- To pick and place a part:

- Gently place the vacuum cup on top of the part that you wish to pick up. The part should now be firmly grasped by the vacuum cup.
- Now move the part to where you want it.
- To release the part simply depress the vacuum interrupter button with your finger, the part should now be released.


- Remember to turn the unit off when you are finished.



DTV-2000 Options

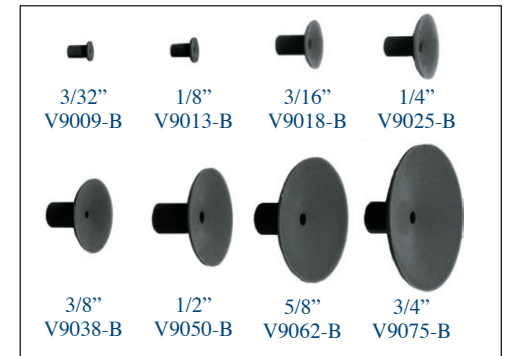
VACUUM INTERRUPTER P/N V3025

Facilitates precision placement of small parts. The hand that holds the wand is used to position and/or rotate the part being placed while the other hand makes or breaks the vacuum by pushing the button on the interrupter block.




REPLACEMENT VACUUM CUPS KIT P/N V-9000K8-B

ESD Safe Buna-N Static Dissipative non-marking vacuum cups are a soft rubber material that allow handling a wide variety of small parts. Selection of individual or kit form vacuum cups available.



ESD SAFE DELRIN DELUXE SMALL PARTS KIT P/N VSPT-KIT-16-D

Kit of sixteen bent and straight ESD Safe Delrin small parts tips in the range of VSTP1005 to VSPT8060 with tip holder p/n VTH-16.



VACUUM TIPS HOLDER P/N VTH-16

Table top luer slip vacuum tips holder with non-slip rubber feet. Posts will accommodate up to sixteen of our luer slip vacuum tips.



VACUUM TIPS HOLDER P/N VTH-8

Posts will accommodate up to eight of our luer slip vacuum tips.